



Halesowen C of E Primary School



Home Learning

DATE: 20TH April- 24th April

YEAR GROUP: Children in Years 4-6 who may find their year groups work difficult.

STORY: The Smartest Giant in Town



WHERE IS IT AVAILABLE? <https://www.youtube.com/watch?v=cfiPrA8E3qE>

DAY/ SUBJECT	MONDAY	TUESDAY	WEDNESDAY	THURSDAY	FRIDAY
<p>MATHS</p>	<p>Look at the house where the mice lived in the story. Can you make your own mouse house out of things you have in your home? You can use cereal boxes, cartons, bottle lids etc... What shapes have you used to create your house? Are they 3d/2d? What are they called? You can label them if you have the materials.</p> 	<p>Shape Hunt Carrying on from the mouse house task from yesterday, can you find any other 3d/2d shapes around the house? There are some ideas below. You can record these onto paper or take a picture of the things you have found. Happy hunting!</p> 	<p>Can you find the items that the giant bought from the shop in your house? If you have a ruler or measuring tape measure how long they are. If you don't have any measuring equipment you could use other objects to find their length e.g how many lego bricks/pencils/ are they in length? Can you order the clothing in length from shortest to longest? Take a picture of this if you are able.</p>	<p>Make a shopping list of all the items that the giant buys. Can you think of suitable prices for each item of clothing? e.g £10 for a belt. You can look at online shopping sites to help you decide. • You can either record these onto paper. OR • Make shopping tags for the items of clothing that you have found at home. Challenge: How much does the giant's outfit cost altogether?</p>	<p>The giant wants to give each animal from the story some food. Look for a range of food items in your cupboard. Pick about 7. Feel how heavy each one is and compare all items in weight. Order the food from lightest to heaviest. (If you have scales you could measure these to check your estimating as well). Give each animal from the story an item of food depending on their size. E.g heaviest item for the largest animal etc... Animals- giraffe, goat, mouse, fox, dog. • You can label each item of food with the animal's name and take a picture. • Draw your food items and label with the animal's name.</p>



Halesowen C of E Primary School

Home Learning

<p>ENGLISH</p>	<p>Watch the story on you tube.</p> <p>Can you retell the story? You can do this either</p> <ul style="list-style-type: none">• As a story map using pictures or pictures and key words.• Use props from around your house to help you retell the story to another family member e.g with items of clothing that the giant buys, teddy bears to be the animals that the giant meets on his journey. <p>Prop ideas:</p> 	<p>Listen to the story again. Can you hear any words that rhyme? (words that sound similar). Make a list of these or tell another family member. You can look at the card that the animals made to help-(see picture).</p> <p>Ask an adult to read it to you and listen for words that sound the same e.g boat,goat.</p> 	<p>Look at the card that the animals made for the giant. (picture).</p> <p>Can you recite it? Ask an adult to help you to read the card.</p> <ul style="list-style-type: none">• You could act it out with actions as you are saying it. <p>OR</p> <ul style="list-style-type: none">• You could make it into a song or rap and act it out.	<p>What do you think the giant would like to eat?</p> <p>Pick something to make for him, this could be beans on toast or a cake, it is your choice.</p> <p>Record the recipe (choose 1 out of the following);</p> <ul style="list-style-type: none">• Draw pictures of each step of the recipe. <p>OR</p> <ul style="list-style-type: none">• Write the instructions in short numbered sentences. <p>OR</p> <ul style="list-style-type: none">• Make the recipe yourself. (A picture of what you have made would be lovely).	<p>Create a character description of the giant.</p> <p>You can draw him onto paper and add describing words e.g tall, kind.</p>
-----------------------	--	--	---	--	---